







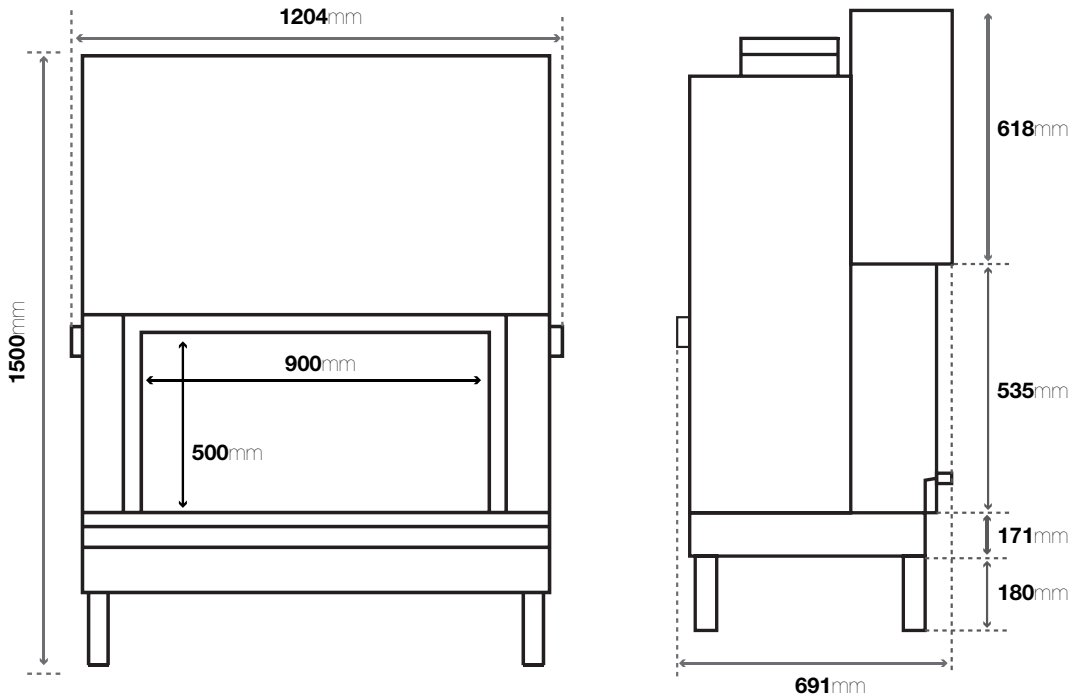


AXIS H1200

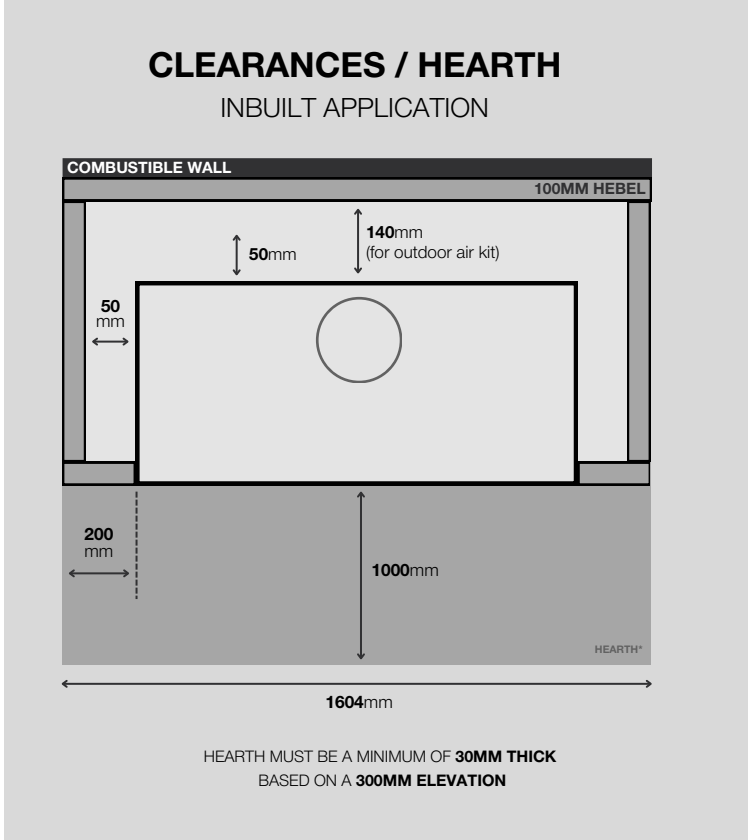
The Axis H1200 single-sided wood fireplace by Sculpt Fireplace Collection showcases masterful engineering and timeless design.

With its striking, minimalist aesthetic and powerful heating capabilities, the Axis H1200 offers mesmerising comfort and unparalleled craftsmanship, making it a standout feature in any space.

-  Steel Fireplace with Internal Firebricks
-  Includes Fire Grate and Ash Pan
-  Double Air Flow System
-  Crafted in France
-  Optional Outdoor Air & Air Transfer Kit
-  Dual Opening System



MATERIAL	SOLID STEEL FIREBOX & FIREBRICKS
KW OUTPUT	25 KW +
FACADE	CLEAN EDGE, TRIM OPTIONS AVAILABLE
INTERIOR	60 MM FIREBRICKS
GLASS DOOR	LIFT & SWING (FOR MAINTENANCE)
MINIMUM FLUE HEIGHT	5.4 METERS
FLUE SIZES	250, 300, 350 MM
AIR TRANSFER KIT	OPTIONAL EXTRA
OUTSIDE AIR KIT	RECOMMENDED FOR WELL INSULATED HOMES
WARRANTY	10 YEAR FIREBRICK / 5 YEAR FIREBOX **
WEIGHT	400 KG



* Heating capacity of the following appliances are a guide only and refers to areas with 2.4m ceilings and 6 or more star rated buildings. Heating output may vary depending on factors such as characteristics, quality of insulation, type of firewood used and climate zone. ** See warranty section in the installation manual for further details. *** Refer to the Installation Manual for full hearth dimensions and clearances.

Disclaimer: E&OE Images and diagrams are for illustration purposes only. Please note that all product measurements provided are approximate and may vary by 1-5 mm. Sculpt reserves the right to change these specifications without prior notice. This information does not replace the installation manual which provides more in depth information. Must be installed in a full masonry enclosure as per Australian & New Zealand standards AS/NZS 2918:2001. All rights retained © Copyright 2025 Sculpt Fireplace Collection (ABN: 48 107 321 719)