

SEGUIN AURORE



*International Installation Pictured



Hand crafted in France, the Seguin Aurore freestanding wood heater introduces a new level of style and functionality. The unique design of the Seguin Aurore will definitely be an aesthetic crowd pleaser. Offering two damper controls which allows for complete temperature control and the glass door airwash ensures a cleaner glass with every burn. Along with its unique shape, the Seguin Aurore also features front and side loading capabilities, so now reloading your fire will be the easiest task. Say hello to toasty warm and hassle free nights all winter long.



100% Pure Cast Iron Firebox



Dual fuel loading system



Includes fire grate & ash pan



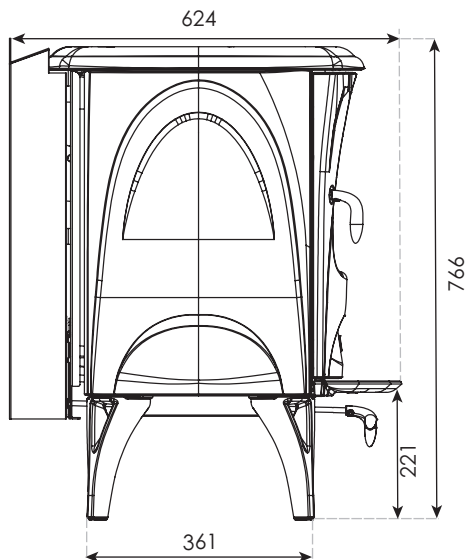
Hand crafted in France



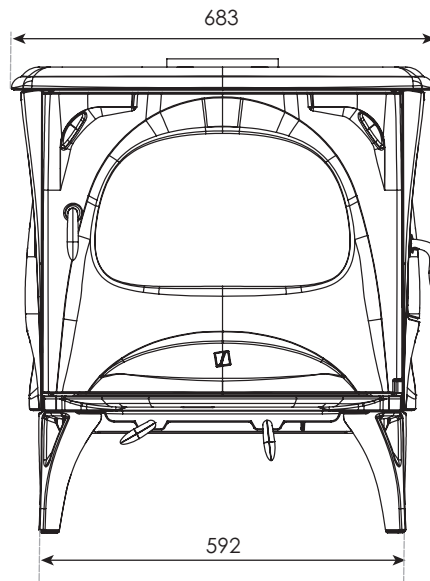
DAFS (Double Air Flow System)

SCULPTTM
FIREPLACE
COLLECTION

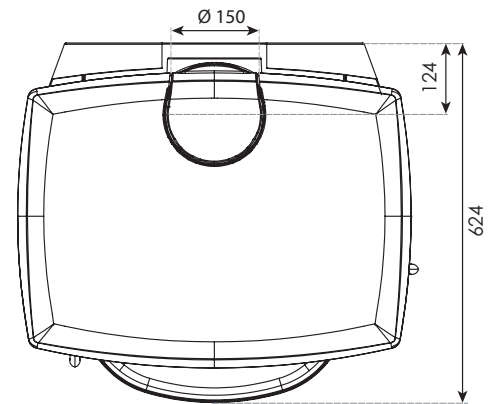
SEGUIN AURORE Specifications



SIDE



FRONT



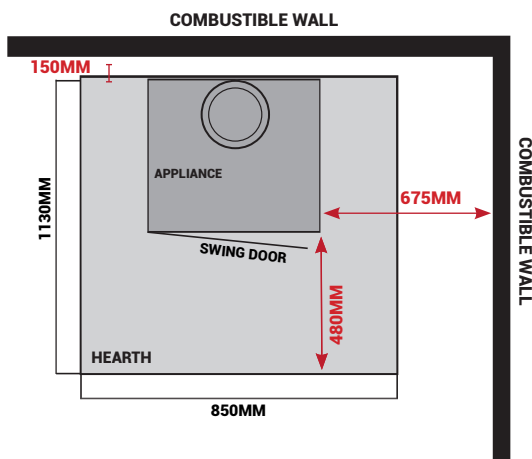
TOP

Material
Available Colours
Dual Damper Control
KW Output
Avg Emissions
Avg Efficiency
Door Operation
Minimum Flue Height
Flue Dimensions
Warranty
Weight
Minimum Hearth Dimensions

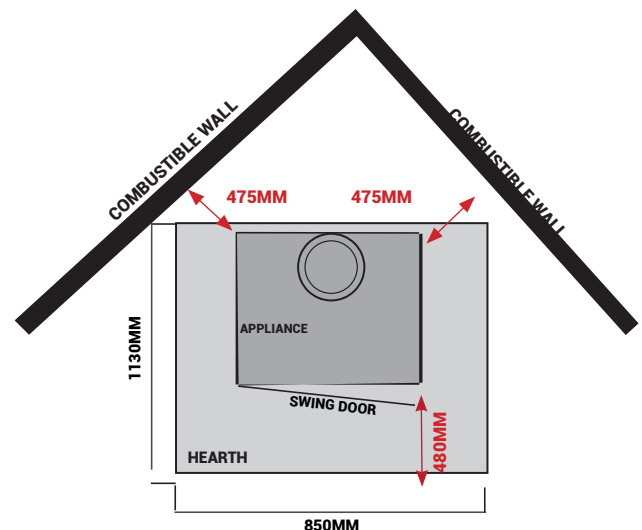
8-12mm Cast iron firebox with vermiculite lining
 Matte Black & Enamel White, Black or Grey
 Combustion air & glass air wash control
 9kW
 1.5g/kg
 63%
 Two secure swing door opening system
 4.6m from the hearth
 150mm, 200mm, 250mm
 10 year firebox warranty**
 170 kg
 Width: 850mm Depth: 1130mm Thickness: 9mm***

Clearances & Hearth

All clearances shown are for appliance installed with a heat shield.



POSITION A PARALLEL POSITION



POSITION B CORNER POSITION

* Heating capacity of the following appliances are a guide only and refers to areas with 2.4m ceilings and 6 or more star rated buildings. Heating output may vary depending on factors such as building characteristics, quality of insulation, type of firewood used and climate zone.

** See warranty section in the installation manual for further details.

*** Refer to Installation Manual for full hearth dimensions and clearances.

All images & diagrams in this brochure are for illustration purposes only and are not drawn to scale.

E&OE. This unit and diagrams are in accordance with the requirements of AS/NZS 4012/4013 (2014) & 2918 (2018). All wood fires must be installed as per AUS & NZ standards AS/NZS 2918:2018.

© Copyright 2021 Sculpt Fireplaces Collection

SCULPTTM
 FIREPLACE
 COLLECTION

1300 851 304
 info@sculptfireplaces.com.au
 www.sculptfireplaces.com.au